

QUEST 9: THE WAY TO THE CROSS (LUKE 23:13–53 OR 13-14, 22-24, 33-34, 39-46)

KEY AIMS

- To explore the promise of God's forever King.
- To understand that being part of God's plan is sometimes difficult.

What You Need

- + One sheet of paper for each participant
- + Scissors
- + Activity leaflets
- + Battery powered tea light
- + Optional - Treasure Chest and Treasure Scroll + Optional - Spire of Light
- + Optional - Materials for the craft
- + Optional - Equipment for your chosen game

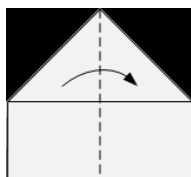
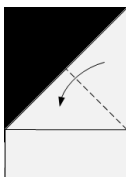
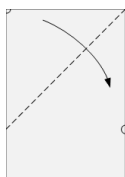
THEME SONG

Option – play the Guardians of Ancora theme song (mp3 or video) to bring everyone together. The video can be found on the Multimedia links document in the Appendix.

OPENING ACTIVITY

Give each person a sheet of paper. Ask them to fold it as follows. Then ask each to cut it in half from bottom to top. One of the remaining pieces should form a cross. Explain that this will be part of the story today.

Top corner to edge Top right down. Fold in half. Fold in half again. Cut in half from bottom to top.



OPENING PRAYER

Jesus, we thank you for your sinless life. Help us understand the story of your death on the cross.

READ - Luke 23:13-53 OR 13-14, 22-24, 33-34, 39-46

Read the passage out loud in a way that is suitable for your family members. Option – play the Guardians of Ancora video of this story. The video can be found on the Multimedia links document in the Appendix.

TALK ABOUT IT

If you read the entire passage, you may want to look at all the different groups of people in the passage and how they responded to Jesus. What group or person's response seems right to you and why? Who seems to be wrong and why? Look at the words that Jesus spoke when he was on the cross? What does that tell you about Jesus? What did Jesus mean when he said, "Father, I put myself in your hands?" What happened next?

NOTE: The historical accounts of Christ's death on the cross are not sufficient for us to fully grasp the spiritual transaction that took place there. Death has always been the punishment for sin, but this chapter, (and all of Scripture) teaches that Jesus lived a perfectly sinless life. The only reason he died was because he chose to take on himself our sin and consequently the punishment of death. However, death could not hold Jesus forever because he had never sinned.

When Christ rose again, those who trust in him receive his perfect righteousness (perfect record) before God the Father. This is the "Great Exchange." Jesus took our sin and death, and we receive his perfection in the eyes of God. This is the Good News of what Christ did for us. This is the transaction that won eternal life for all who put their trust in Jesus.



DIG A LITTLE DEEPER

Take time to complete the activity sheets. When everyone has finished, talk about what the disciples must have been thinking. What did the women see that day? Talk about what happened after Jesus died.

WHAT DOES THIS MEAN FOR US?

Explain that Jesus' followers couldn't understand why Jesus had died. It seemed so unfair. They thought he would save them and make everything better. And now he was gone. But God had a plan, even now, when it looked like the end. God had the greatest plan in all of history about ready to explode!! The amazing plan is all about Jesus—and the plan was created for you and me. *Write your comments and thoughts on a Treasure Scroll. Then roll it up and place it in the Treasure Chest.*

PRAY TOGETHERPRAYR

Turn the tea light on and pass it around to each participant as they pray. Begin by saying 'Thank you, Jesus, that on the cross you put yourself in the Father's care.' As you pass the light, encourage everyone to talk to Jesus about something that he did or said the day he died. *Option - after praying you could add the tea light to the Spire of Light.*

CRAFT

Option – "Last Supper Baking" see below.

GAME

Option – choose a game from the games in the Appendix.

THEME SONG

Option – play the Guardians of Ancora theme song (mp3 or video) to bring everyone together. The video can be found on the Multimedia links document in the Appendix.

CRAFT

LAST SUPPER BAKING

SUPPLIES

- 1 ¾ cups self-raising flour
- 3 Tbsp butter
- 1 ½ Tbsp sugar
- Pinch of salt
- ½ cup milk
- Mixing bowl
- Rolling pin
- Cookie cutters
- Baking sheet
- Grape juice

DIRECTIONS


Before you start, preheat the oven to 425° F and have everyone wash their hands. Help them to rub the butter into the flour and then stir in the sugar and salt. Use the milk to make a soft dough. (You may prefer to prepare the dough in advance.)

On a floured surface, roll out the dough to an inch thickness and cut out the shapes. Help them to reroll the dough and cut more shapes until they have used it all. Put the shapes on the baking sheet and bake them for 12 to 15 minutes.

Once the 'scones' are cool, eat them together along with cups of grape juice. Explain that before he was arrested, Jesus had a meal with his friends. He took bread and wine and said that these would help his friends remember what he was going to do—to die on a cross for them and for all humankind. Eat the scones and drink the juice and talk together about the day's story.



When Jesus died on the cross, how did Jesus' friends feel?
Draw this woman's face. Then color in the picture.



WHAT'S GOING ON?

The events of today's story don't seem fair. Jesus didn't do anything wrong and yet he died because people didn't like him. Circle the words that you think describe this situation?

Happy sad
Wrong God's plan Unfair
Right I DON'T UNDERSTAND

Talk with each other about what you circled. What do you think has happened to God's plan? Jesus was born to save his people, but now he has died. Has it all gone wrong?

Ask someone who loves Jesus what his death means to them.



TREASURE SCROLL

QUEST 9: THE WAY TO THE CROSS (LUKE 23:13-53 OR 13-14, 22-24, 33-34, 39-46)

Our reflections on Jesus' death

