

QUEST 2: ANGELS AND SHEPHERDS (LUKE 2:3-21)

KEY AIMS

- To reflect on Jesus, the rescuer (savior) sent from God.
- To reflect on what Jesus' coming to earth (Immanuel) means.

What You Need

- +2 Puzzles - one of a baby and one of a sheep cut into pieces
- +Activity leaflets
- +Battery powered tea light
- +Optional - Treasure Chest and Treasure Scroll
- +Optional - Spire of Light
- +Optional - Supplies for the craft (see next page)
- +Optional - equipment for your chosen game

THEME SONG

Option – play the Guardians of Ancora theme song (mp3 or video) to bring everyone together. The video can be found on the Multimedia links document in the Appendix.

OPENING ACTIVITY

In the following pages you will find the puzzle of a sheep and the puzzle of a baby. Cut up the puzzles and scatter the pieces on the table (You can mix the pieces up to make the exercise more difficult or keep the pieces separate if the children are younger. Together, complete the two puzzles. Explain that the story today includes a baby and sheep.

OPENING PRAYER

Thank you Jesus that your birth was celebrated by angels and simple shepherds, and that we can celebrate too!

READ - Luke 2:3-7

Read the passage aloud in the way that is suitable for your family members.

Option – play the Guardians of Ancora video of this story. The video can be found on the Multimedia links document in the Appendix

TALK ABOUT IT

Yesterday we read about Mary's baby being the 'Son of the Most High' with a 'kingdom that will never end. What is unexpected about where the baby is born? What does this tell you about Mary and Joseph and about Jesus?

READ - Luke 2:8-21

Read the passage out loud in a way that is suitable for your family members.

TALK ABOUT IT

Re-read verse 11. Discuss what "savior" means. You may want to connect the biblical word "savior" to the idea of "rescuer". Why do people need to be saved/rescued? Who saves others and how do they do that? What would it mean to say Jesus is the savior/rescuer? What do shepherds do? How might it compare to other jobs people had back then? God sent angels to bring this message to shepherds? Why might God have done that? What does it say about God?



DIG A LITTLE DEEPER

Take time to complete the activity sheets. Nazareth and Bethlehem are about 60 miles apart. It would have taken four days or more to make the walk. When everyone has finished, talk about what the journey must have been like for Mary and Joseph.

WHAT DOES THIS MEAN FOR US?

Think about Mary, Joseph, and the shepherds. Mary, Joseph, and the shepherds were all very ordinary people. But God chose them to be part of his big story. What do you think that tells us about God for us in our time in history? *Option - Write your comments and thoughts on the Treasure Scroll. Roll it up and place it in the Treasure Chest.*

PRAY TOGETHER

Turn the tea light on and pass it around to each family member as they pray. Begin by saying 'Thank you Jesus that you are Immanuel, God with us.' Encourage everyone to thank Jesus for something that they learned from today's Quest. *Optional - after praying you could add the tea light to the Spire of Light.*

CRAFT

Option – "Cardboard tube Nativity" see below

GAME

Option – choose a game from the games in the Appendix

THEME SONG

Option – play the Guardians of Ancora theme song (mp3 or video) to finish your time together. The video can be found on the Multimedia links document in the Appendix.

CRAFT

MAKE A CARDBOARD-TUBE NATIVITY

SUPPLIES

- Cardboard tubes
- Scrap of fabric
- Felt-tip markers
- Empty matchboxes, straw (both optional)
- Beige or brown cardstock or construction paper
- Brown yarn
- Scissors, glue and tape

DIRECTIONS

Prepare: Cut the tubes into lengths of about 4 inches—two for each person.

Give each child two of these lengths. Invite the group to turn the tubes into little versions of Mary and Joseph, cutting arms out of the cardstock and dressing the two in scraps of fabric. Help them to make hair out of the brown yarn and draw on a face.


Encourage them to make smaller tubes from the cardstock to make Jesus.

Display the little nativity sets. Jesus could be placed into/stuck onto Mary's or Joseph's arms, or put some straw in the inner drawer from a matchbox and put Jesus in there. As you admire the figures, ask the group what they think of the story they have heard today.




CARDBOARD TUBE NATIVITY

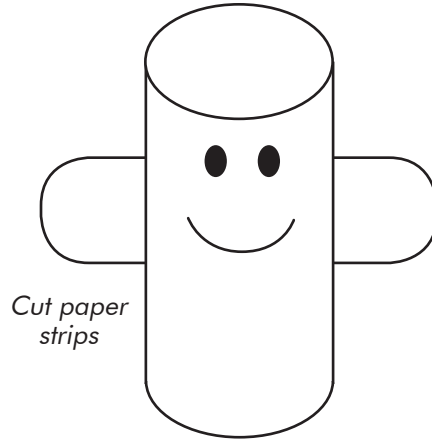
1.




2.




3.



4.

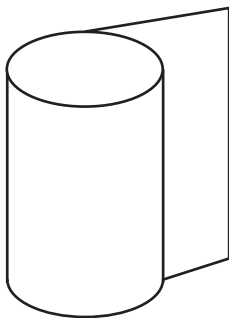


5.




1.

JESUS




Rolled tape

2.

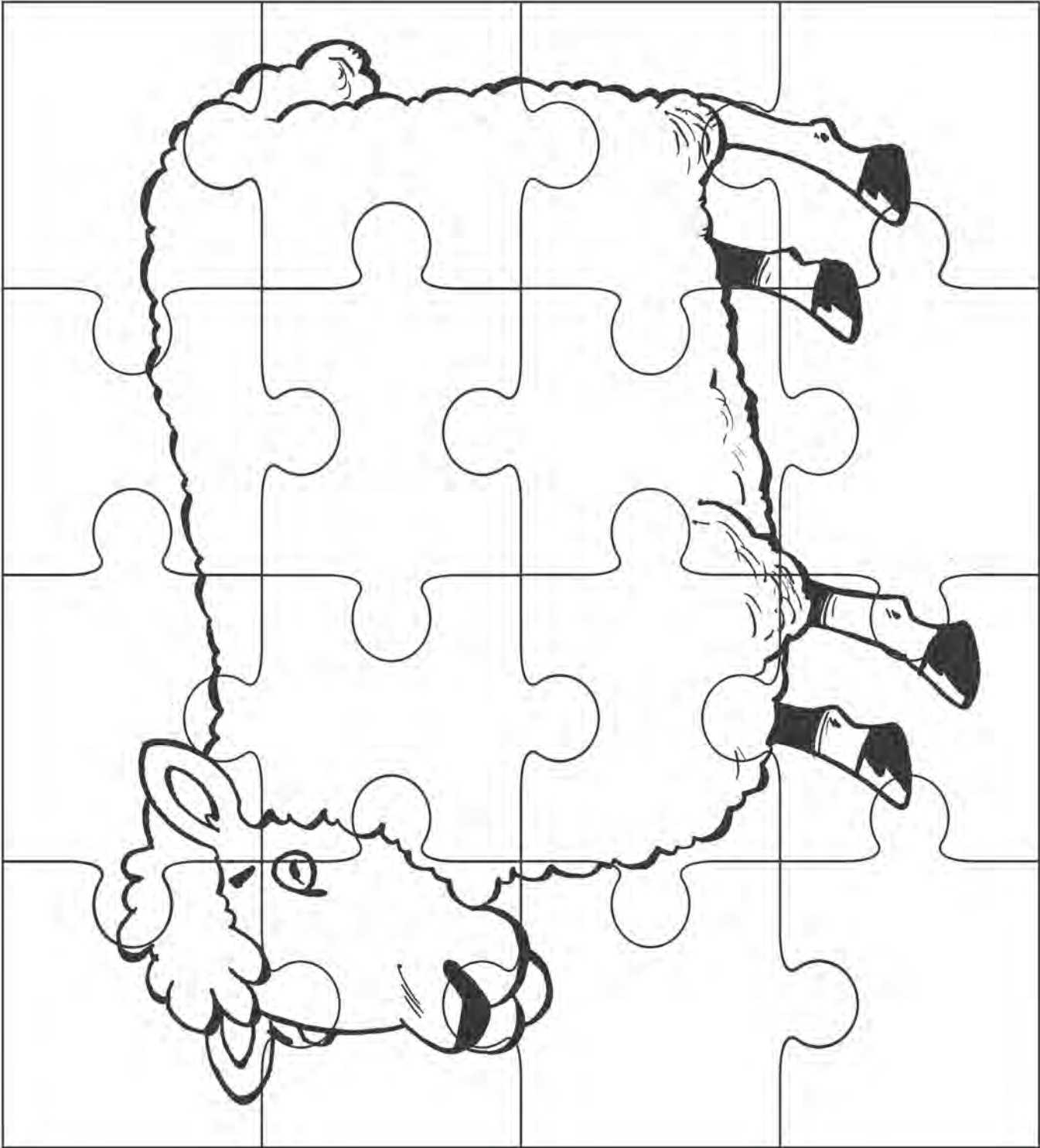


3.




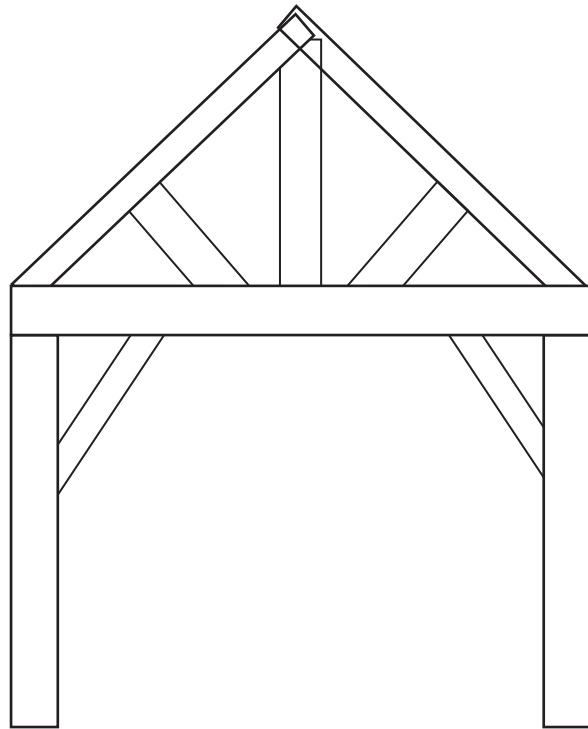

Glue Fabric

SHEEP PUZZLE



BABY PUZZLE






Color in the picture of Mary and Joseph on their way to Bethlehem. Then draw Mary and Joseph with the baby Jesus and the shepherds with their sheep.

On the way to Bethlehem



Joseph and Mary must go to Bethlehem.

Help them find their way.



TREASURE SCROLL

QUEST 2: ANGELS AND SHEPHERDS (LUKE 2:3-21)
What do we learn about God for us in our time in history?

