

QUEST 10: JESUS IS ALIVE! (JOHN 20:1-18)

KEY AIMS

- To rejoice that Jesus rose from the dead and is alive forever!
- To reflect on everything God has done for our salvation.

What You Need

- + Matching pair cards (see page 3)
- + Activity leaflets
- + Battery powered tea light
- + Optional - Treasure Chest and Treasure Scroll + Optional - Spire of Light
- + Optional - Materials for the craft
- + Optional - Equipment for your chosen game

THEME SONG

Option – play the Guardians of Ancora theme song (mp3 or video) to bring everyone together. The video can be found on the Multimedia links document in the Appendix.

OPENING ACTIVITY

On page 3 you will find templates for a game of concentration or matching pairs. The cards have illustrations that will remind the participants of some of the Bible stories they read. Print and cut out the cards, mix them up, and place them face down on the table (4 across and 6 down). Participants take turns to turn over two cards, searching for a matching pair. If the cards selected are a match, the player keeps the matching pair and takes another turn. If they are not the same, the cards are turned back over in the same location and play moves to the next player. Once all cards have been matched, the player with the most pairs wins the game. Once the game is over, place the cards face up on the table and ask who is missing (Jesus). Explain that today the Bible story is about Jesus missing from the tomb.

OPENING PRAYER

Jesus we are so happy to read about your being brought back to life! Help us to understand this and to trust in your great victory over death.

READ - John 20:1-18

Read the passage out loud in a way that is suitable for your family members.

Option – play the Guardians of Ancora video of this story. The video can be found on the Multimedia links document in the Appendix.

TALK ABOUT IT

What did Mary expect to find that Sunday morning after the crucifixion? What did Mary find at the tomb? What did she think happened, and how was she feeling? How would you have felt if you were Mary? When Jesus says Mary's name, she realizes he is alive! How did the disciples respond when they heard Mary's news?

DIG A LITTLE DEEPER

Take time to complete the activity sheets. When everyone has finished, compare the expressions. Go back to the passage and allow everyone to say what they think was most surprising. Jesus told Mary to tell the disciples. It took them a while to believe. What do you think about Jesus' being raised from the dead?



WHAT DOES THIS MEAN FOR US?

Reflect together on the events of the story including Jesus death on a cross and Jesus coming back to life again. Think about what you have learned about Jesus the Savior in these sessions. Think about what it means to accept Jesus as Savior and to be His people. *Option - Write your comments and thoughts on a Treasure Scroll. Then roll it up and place it in the Treasure Chest.*

PRAY TOGETHER

Turn the tea light on and pass it around to each participant as they pray. Begin by saying 'Thank you, Jesus, that God raised you from the dead.' As you pass the tea light, encourage everyone to thank Jesus for who Jesus is and what he has done. *Option - after praying you could add the tea light to the Spire of Light.*

CRAFT

Option – "Make a celebration arrow" (see below).

GAME

Option – choose a game from the games in the Appendix.

THEME SONG

Option – play the Guardians of Ancora theme song (mp3 or video) to bring everyone together. The video can be found on the Multimedia links document in the Appendix.

CRAFT

JESUS IS ALIVE CELEBRATION ARROW

SUPPLIES

- White art paper
- Washable markers
- Crayons
- Masking tape
- Small amount of water for dipping
- 1 sheet of paper towel
- 1 tablespoon of salt

DIRECTIONS

Use masking tape to make a thick block like arrow shape on the paper. The arrow needs to be pointing upward centered and a large size.

With various colors of crayon (not marker) draw a large zig zag line from one corner to the other, a large spiral line and smaller spiral lines, circles, triangles and then color in some of the shapes. (Make sure you leave some empty spaces.)

Fold the paper towel into a small square and dip it into the water. Squeeze some out. Take a marker and color on the wet paper towel. Now dab your paper towel onto your art.

Take a pinch of salt and dab it on the wet area. (This will make it sparkle.)

Repeat the process dipping & coloring wet paper towel. Sprinkle salt only on the wet areas.





You are finished when your paper is full of color. Allow your paper to dry out.

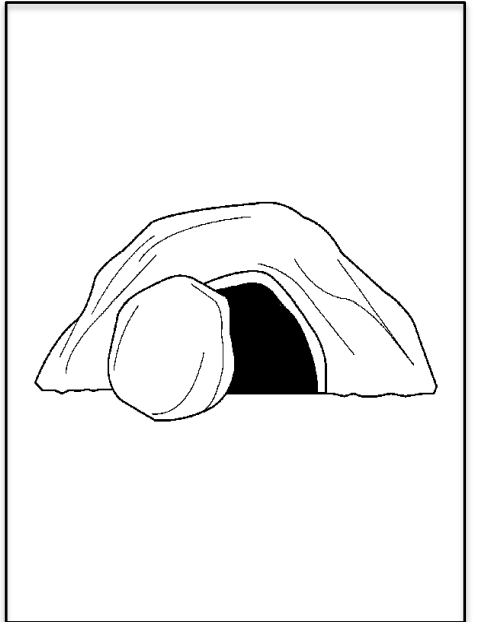
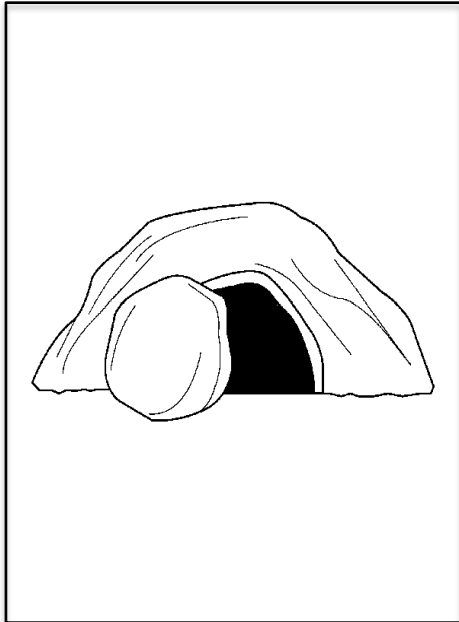


Remove the masking tape VERY CAREFULLY. (Remember your paper needs to be dry before you do this.)

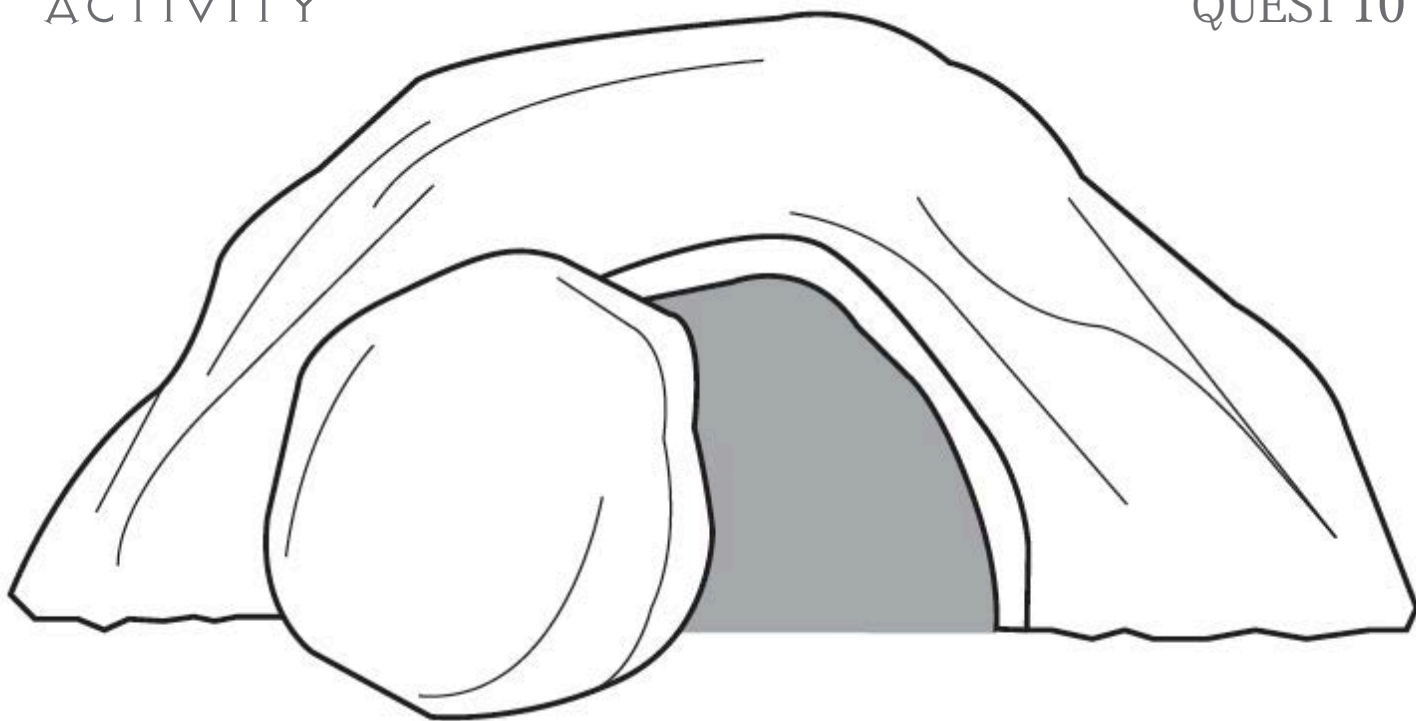
Celebrate together that Jesus is alive and that is why our arrows are pointing up.











WHAT DID MARY SEE INSIDE THE TOMB?

WHAT DID MARY SEE OUTSIDE THE TOMB?

How do Mary Magdalene, Peter and John feel now?



Mary



Peter




John

Draw their faces here.

What Mary found out

Join the dots to find out what Mary Magdalene discovered:



Jesus is alive! What do you think? How could you celebrate?



TREASURE SCROLL

QUEST 10: JESUS IS ALIVE! (JOHN 20:1-18)

What we think it means to accept Jesus as Savior
and to be His people.

